



Results Summary

[Export...](#)
[View Detail >>](#)

Filter Results

To analyze a subset of your data, you can create one or more filters.

[Add Filter...](#)
Total: 410

Visible: 410

Share Results


Your results can be shared with others, without giving access to your account.

[Configure...](#)
Status: Enabled

Reports: Summary and Detail

2. Untitled Page


1. Do you currently use Eclipse?



2. How often do you go to EPIC to find information on Eclipse plug-ins?








3. Have you ever downloaded a plug-in that you researched on EPIC?



3. This survey is one quarter complete
















4. Which best describes your title or job function?

Response Percent	Response Total
------------------	----------------

Programmer / software engineer		67.7%	275
Project lead / team leader		11.3%	46
Product manager		0.7%	3
Systems analyst		0.5%	2
Software architect		9.9%	40
Software Tester/Testing Manager		0%	0
Database Administrator		0.7%	3
Departmental Development manager		0%	0
CTO, CIO or Director		2.2%	9
IT, MIS or Other Management		1%	4
Marketing/Business Development		0%	0
VP		0%	0
Other		5.9%	24
		Total Respondents	406
		(skipped this question)	4

4. Untitled Page

5. Which industry is your organization in?

		Response Percent	Response Total
Arts, entertainment and recreation		1.7%	7
Computer hardware and electronic manufacturing		1.5%	6
Computer software design and/or development		36.9%	148
Construction / heavy industrial		1.5%	6
Education		7.7%	31
E-commerce		3.5%	14
Finance or insurance		6.5%	26
Government (non-military)		3.7%	15
Information (Internet and other media)		3.5%	14
IT consulting / Systems integration		11.2%	45
Manufacturing (non-computer related)		2.2%	9
Medical or healthcare		1.7%	7
Military / Defense		2.5%	10
Professional, scientific and technical services (non-computer related)		1%	4
Real estate		0.2%	1
Retail		0.5%	2
Telecommunications		5.7%	23
Transportation		0.7%	3
Utilities / Energy		1.2%	5

Wholesale	0%	0
Other	3%	12
None, I'm an independent developer	3.2%	13
Total Respondents		401
(skipped this question)		9

5. Untitled Page

6. Is your organization a member of the Eclipse Foundation?

	Response Percent	Response Total
Yes	7.4%	29
No	88.1%	347
Don't know	4.6%	18
Total Respondents		394
(skipped this question)		16

7. Are you personally involved in any Eclipse open source project?

	Response Percent	Response Total
Yes	11.2%	44
No	87.8%	346
Don't know	1%	4
Total Respondents		394
(skipped this question)		16

6. This survey is almost half complete

8. Does your organization produce Eclipse-based products or services today?

	Response Percent	Response Total
Yes	35.9%	141
No	59.5%	234
Don't know	4.6%	18
Total Respondents		393
(skipped this question)		17

7. Yes 8

9. You replied "Yes" that your organization produces Eclipse based products or services. Are they:

	Response Percent	Response Total
Commercial only	53.5%	76
Open source only	15.5%	22
Both	31%	44
Total Respondents		142
(skipped this question)		268

8. No 8

10. You replied "No" that your organization produces Eclipse based products or services. Do you plan to create commercial or open source plug-ins in the future?

	Response Percent	Response Total
Yes	24.8%	58
No	44%	103
Don't know	31.2%	73
Total Respondents		234
(skipped this question)		176

9. Nine

11. Does you or your organization currently list plug-ins on EPIC?

	Response Percent	Response Total
Yes	5.7%	22
No, and we do not currently plan to	49.2%	190
No, but we plan to within the next year	9.6%	37
Not applicable	35.5%	137
Total Respondents		386
(skipped this question)		24

10. Untitled Page

12. Does your organization currently list plug-ins on other plug-in portal sites?

	Response Percent	Response Total
Yes	3.4%	13
No	79%	301
Don't Know	17.6%	67
Total Respondents		381
(skipped this question)		30

11. which 10

13. Please list the name or URL of other plugin-portal sites you currently list on.

View Total Respondents	10
(skipped this question)	400

12. Eleven

14. Please rate the items below with respect to how much you value them.

	No Value		Some Value				High Value	Don't know	Response Average
EPIC Plug-in Directory	1% (3)	1% (2)	3% (9)	17% (55)	14% (44)	22% (70)	36% (118)	7% (24)	5.71
Commercial Plug-in listings	6% (21)	10% (31)	12% (39)	27% (88)	16% (53)	12% (38)	8% (26)	9% (28)	4.15
Open Source Plug-in listings	0% (1)	0% (1)	1% (3)	7% (22)	13% (42)	25% (82)	48% (156)	6% (19)	6.17
Plug-in ratings	1% (2)	2% (6)	4% (12)	15% (50)	17% (56)	25% (82)	30% (96)	6% (21)	5.57

Top Plug-in list	0% (1)	3% (11)	6% (18)	13% (42)	21% (67)	24% (76)	27% (88)	6% (20)	5.45
Most Active Plug-in list	1% (2)	3% (9)	6% (19)	17% (54)	21% (69)	22% (71)	24% (79)	6% (20)	5.34
EPIC Eclipse Headlines and News	4% (14)	7% (21)	8% (24)	27% (85)	20% (63)	14% (46)	11% (36)	9% (30)	4.54
New and Updated Plug-in list	0% (1)	2% (5)	6% (18)	14% (46)	23% (74)	26% (82)	22% (71)	7% (24)	5.41
Featured Plug-in of the day	6% (18)	11% (36)	12% (38)	23% (73)	16% (50)	15% (49)	9% (28)	9% (29)	4.23
EPIC Forums	6% (18)	9% (30)	10% (32)	22% (70)	16% (52)	15% (50)	8% (26)	14% (46)	4.30
EPIC listing for your software	11% (36)	5% (16)	9% (28)	18% (58)	10% (31)	11% (34)	6% (18)	31% (101)	3.93
RSS Feeds	7% (23)	5% (15)	6% (18)	21% (66)	13% (43)	15% (47)	20% (65)	14% (44)	4.78
							Total Respondents		327
							(skipped this question)		83

13. This survey is over three quarters complete

15. Please indicate how strongly you agree or disagree with the following statements

	Stronly Disagree			Do not care			Strongly Agree	Response Average
I like the fact that EPIC features a randomly chosen "Plug-in of the Day" on its site.	6% (17)	5% (14)	4% (13)	49% (150)	18% (55)	13% (40)	6% (20)	4.33
I would like EPIC to let organizations and individuals provide structured and unstructured information about their offerings, company, products and links on the portal	9% (26)	6% (18)	9% (27)	33% (101)	23% (69)	13% (39)	8% (24)	4.26
I would like to see customer testimonials for plug-ins listed on EPIC.	2% (5)	2% (6)	6% (18)	18% (55)	28% (86)	29% (90)	15% (46)	5.17
I find the EPIC plug-in rankings and feedback useful	1% (3)	2% (7)	3% (8)	14% (43)	27% (84)	35% (107)	18% (55)	5.41
EPIC should provide forums, Wiki pasnd/or other community building services for those who list plug-ins	2% (7)	4% (13)	4% (13)	30% (91)	21% (64)	24% (73)	15% (46)	4.94
I would like EPIC to provide a Speakers Bureau	4% (11)	6% (17)	8% (25)	64% (195)	9% (28)	5% (14)	5% (14)	4.02
EPIC should have a public Events Calendar where community members can post information on upcoming events related to Eclipse	5% (15)	5% (15)	7% (20)	35% (108)	25% (78)	15% (46)	8% (25)	4.49
EPIC should provide listings for service providers who offer Eclipse-related training, consulting, etc.	6% (20)	7% (22)	9% (28)	39% (120)	22% (67)	11% (34)	6% (17)	4.18
							Total Respondents	309
							(skipped this question)	101



14. Only one more page left in the survey

16. What would you like to see added to EPIC?

[View](#) **Total Respondents** **110**
(skipped this question) **300**

15. This is the last page of the survey

17. Would you like to participate in more of an in depth requirement gathering and evaluation for EPIC? If you answer "Yes", please also provide your email address below.

Yes		Response Percent	Response Total
		30.4%	95
No		Response Percent	Response Total
		69.6%	218
		Total Respondents	313
		(skipped this question)	98

18. To be entered into the draw for an iPod or Amazon.com gift certificate, you must provide your email address. You will only be contacted if you win a prize, OR if you indicated in the previous question that you would be willing to participate in more in-depth requirements gathering sessions. Any communication will come from the eclipse.org email domain, please adjust any email filters accordingly. EMail address:

View	Total Respondents	288
	(skipped this question)	122

[SurveyMonkey is Hiring!](#) | [Privacy Statement](#) | [Contact Us](#) | [Logout](#)

Copyright ©1999-2006 SurveyMonkey.com. All Rights Reserved.
No portion of this site may be copied without the express written consent of SurveyMonkey.com.