



## Results Summary

[Show All Pages and Questions](#)[Export...](#)[View Detail >>](#)

### Filter Results

To analyze a subset of your data, you can create one or more filters.

[Add Filter...](#)**Total:** 551**Visible:** 551

### Share Results

Your results can be shared with others, without giving access to your account.

[Configure...](#)**Status:** Enabled**Reports:** Summary and Detail

## 2. Untitled Page

1. Do you currently use Eclipse?



2. How often do you go to EPIC to find information on Eclipse plug-ins?








3. Have you ever downloaded a plug-in that you researched on EPIC?



## 3. This survey is one quarter complete

4. Which best describes your title or job function?

Response Percent	Response Total
------------------	----------------

<b>Programmer / software engineer</b>		<b>65.4%</b>	<b>358</b>
Project lead / team leader		11.3%	62
Product manager		0.9%	5
Systems analyst		0.7%	4
Software architect		10.6%	58
Software Tester/Testing Manager		0.7%	4
Database Administrator		0.5%	3
Departmental Development manager		0.2%	1
CTO, CIO or Director		2.4%	13
IT, MIS or Other Management		0.7%	4
Marketing/Business Development		0.2%	1
VP		0%	0
Other		6.2%	34
<b>Total Respondents</b>			<b>547</b>
<b>(skipped this question)</b>			<b>4</b>

#### 4. Untitled Page

#### 5. Which industry is your organization in?

	<b>Response Percent</b>	<b>Response Total</b>
Arts, entertainment and recreation	2%	11
Computer hardware and electronic manufacturing	2%	11
<b>Computer software design and/or development</b>	<b>37.2%</b>	<b>200</b>
Construction / heavy industrial	1.3%	7
Education	7.4%	40
E-commerce	2.8%	15
Finance or insurance	6.7%	36
Government (non-military)	3.5%	19
Information (Internet and other media)	2.6%	14
IT consulting / Systems integration	10.6%	57
Manufacturing (non-computer related)	2%	11
Medical or healthcare	1.5%	8
Military / Defense	2.6%	14
Professional, scientific and technical services (non-computer related)	1.3%	7
Real estate	0.2%	1
Retail	0.4%	2
Telecommunications	6.7%	36
Transportation	0.7%	4
Utilities / Energy	1.5%	8

Wholesale	0%	0
Other	3%	16
None, I'm an independent developer	3.9%	21
<b>Total Respondents</b>		<b>538</b>
<b>(skipped this question)</b>		<b>13</b>

## 5. Untitled Page

6. Is your organization a member of the Eclipse Foundation?

	Response Percent	Response Total
Yes	9.4%	50
No	84.8%	451
Don't know	5.8%	31
<b>Total Respondents</b>		<b>532</b>
<b>(skipped this question)</b>		<b>19</b>

7. Are you personally involved in any Eclipse open source project?

	Response Percent	Response Total
Yes	11.8%	63
No	87%	463
Don't know	1.1%	6
<b>Total Respondents</b>		<b>532</b>
<b>(skipped this question)</b>		<b>19</b>

## 6. This survey is almost half complete

8. Does your organization produce Eclipse-based products or services today?

	Response Percent	Response Total
Yes	38.2%	203
No	57.4%	305
Don't know	4.3%	23
<b>Total Respondents</b>		<b>531</b>
<b>(skipped this question)</b>		<b>20</b>

## 7. Yes 8

9. You replied "Yes" that your organization produces Eclipse based products or services. Are they:

	Response Percent	Response Total
Commercial only	47.8%	98
Open source only	17.1%	35
Both	35.1%	72
<b>Total Respondents</b>		<b>205</b>
<b>(skipped this question)</b>		<b>346</b>





**8. No 8**

10. You replied "No" that your organization produces Eclipse based products or services. Do you plan to create commercial or open source plug-ins in the future?

	Response Percent	Response Total
Yes 	25.7%	78
<b>No</b> 	<b>42.1%</b>	<b>128</b>
Don't know 	32.2%	98
<b>Total Respondents</b>		<b>304</b>
<b>(skipped this question)</b>		<b>247</b>




**9. Nine**

11. Does you or your organization currently list plug-ins on EPIC?

	Response Percent	Response Total
Yes 	6.5%	34
<b>No, and we do not currently plan to</b> 	<b>46.4%</b>	<b>242</b>
No, but we plan to within the next year 	10%	52
Not applicable 	37.2%	194
<b>Total Respondents</b>		<b>522</b>
<b>(skipped this question)</b>		<b>29</b>

**10. Untitled Page**

12. Does your organization currently list plug-ins on other plug-in portal sites?

	Response Percent	Response Total
Yes 	4.7%	24
<b>No</b> 	<b>76.6%</b>	<b>395</b>
Don't Know 	18.8%	97
<b>Total Respondents</b>		<b>516</b>
<b>(skipped this question)</b>		<b>36</b>

**11. which 10**

13. Please list the name or URL of other plugin-portal sites you currently list on.

<a href="#">View</a>	<b>Total Respondents</b>	<b>16</b>
	<b>(skipped this question)</b>	<b>535</b>

**12. Eleven**

14. Please rate the items below with respect to how much you value them.

	No Value		Some Value				High Value	Don't know	Response Average
EPIC Plug-in Directory	1% (4)	1% (4)	3% (13)	15% (66)	13% (59)	22% (99)	<b>38% (169)</b>	7% (30)	<b>5.77</b>
Commercial Plug-in listings	7% (29)	9% (40)	12% (53)	<b>28% (124)</b>	15% (66)	13% (57)	9% (39)	7% (33)	<b>4.19</b>
Open Source Plug-in listings	0% (1)	0% (1)	1% (5)	6% (28)	12% (55)	24% (105)	<b>51% (227)</b>	5% (23)	<b>6.22</b>
Plug-in ratings	0% (2)	2% (10)	4% (19)	14% (62)	18% (82)	26% (115)	<b>29% (129)</b>	6% (25)	<b>5.56</b>

Top Plug-in list	0% (2)	3% (14)	6% (27)	13% (57)	20% (89)	24% (107)	<b>28% (123)</b>	5% (24)	<b>5.46</b>
Most Active Plug-in list	0% (2)	4% (16)	5% (24)	15% (67)	22% (95)	<b>25% (109)</b>	24% (105)	5% (23)	<b>5.35</b>
EPIC Eclipse Headlines and News	4% (16)	6% (26)	9% (39)	<b>25% (109)</b>	18% (81)	16% (70)	13% (55)	10% (42)	<b>4.62</b>
New and Updated Plug-in list	0% (1)	2% (10)	6% (28)	15% (65)	22% (96)	<b>26% (112)</b>	22% (95)	7% (32)	<b>5.36</b>
Featured Plug-in of the day	5% (23)	10% (45)	12% (51)	<b>22% (99)</b>	17% (75)	15% (67)	10% (45)	8% (35)	<b>4.33</b>
EPIC Forums	5% (20)	9% (41)	10% (45)	<b>21% (95)</b>	17% (73)	15% (67)	10% (42)	13% (59)	<b>4.38</b>
EPIC listing for your software	10% (42)	6% (26)	9% (41)	18% (80)	10% (43)	11% (48)	5% (24)	<b>31% (136)</b>	<b>3.97</b>
RSS Feeds	7% (32)	6% (25)	7% (29)	<b>21% (91)</b>	13% (59)	14% (60)	19% (84)	14% (60)	<b>4.67</b>
<b>Total Respondents</b>									<b>448</b>
<b>(skipped this question)</b>									<b>103</b>

### 13. This survey is over three quarters complete

15. Please indicate how strongly you agree or disagree with the following statements

	Strongly Disagree			Do not care			Strongly Agree	Response Average
I like the fact that EPIC features a randomly chosen "Plug-in of the Day" on its site.	5% (21)	5% (20)	4% (16)	48% (204)	19% (79)	13% (54)	7% (28)	4.36
I would like EPIC to let organizations and individuals provide structured and unstructured information about their offerings, company, products and links on the portal	8% (32)	7% (28)	9% (36)	32% (132)	23% (96)	14% (58)	8% (34)	4.30
I would like to see customer testimonials for plug-ins listed on EPIC.	1% (5)	3% (13)	5% (23)	16% (69)	31% (128)	28% (118)	15% (63)	5.17
I find the EPIC plug-in rankings and feedback useful	1% (3)	2% (10)	4% (18)	14% (58)	27% (114)	35% (145)	17% (71)	5.36
EPIC should provide forums, Wiki pasnd/or other community building services for those who list plug-ins	2% (10)	4% (16)	5% (20)	31% (131)	20% (83)	24% (99)	14% (59)	4.90
I would like EPIC to provide a Speakers Bureau	4% (15)	6% (23)	8% (34)	63% (264)	11% (47)	4% (16)	5% (19)	4.03
EPIC should have a public Events Calendar where community members can post information on upcoming events related to Eclipse	4% (17)	5% (21)	7% (28)	35% (146)	25% (107)	15% (63)	9% (38)	4.54
EPIC should provide listings for service providers who offer Eclipse-related training, consulting, etc.	6% (25)	9% (36)	8% (35)	38% (162)	23% (97)	10% (42)	6% (24)	4.17
Total Respondents								423
(skipped this question)								128



### 14. Only one more page left in the survey

16. What would you like to see added to EPIC?

[View](#) **Total Respondents** **157**  
**(skipped this question)** **394**

### 15. This is the last page of the survey

17. Would you like to participate in more of an in depth requirement gathering and evaluation for EPIC? If you answer "Yes", please also provide your email address below.

	<b>Response Percent</b>	<b>Response Total</b>
Yes 	32.6%	139
No 	<b>67.4%</b>	<b>287</b>
<b>Total Respondents</b>		<b>426</b>
<b>(skipped this question)</b>		<b>126</b>

18. To be entered into the draw for an iPod or Amazon.com gift certificate, you must provide your email address. You will only be contacted if you win a prize, OR if you indicated in the previous question that you would be willing to participate in more in-depth requirements gathering sessions. Any communication will come from the eclipse.org email domain, please adjust any email filters accordingly. EMail address:

<a href="#">View</a>	<b>Total Respondents</b>	<b>393</b>
	<b>(skipped this question)</b>	<b>158</b>

[SurveyMonkey is Hiring!](#) | [Privacy Statement](#) | [Contact Us](#) | [Logout](#)

Copyright ©1999-2006 SurveyMonkey.com. All Rights Reserved.  
No portion of this site may be copied without the express written consent of SurveyMonkey.com.